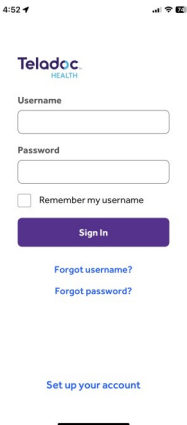


# Mobile App Dependent Registration

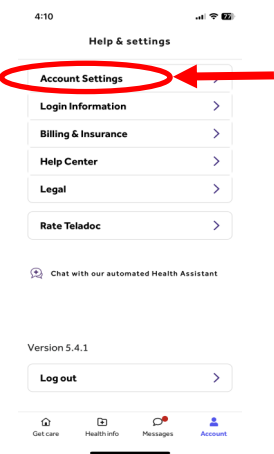
1.

Log into the Teladoc Mobile App



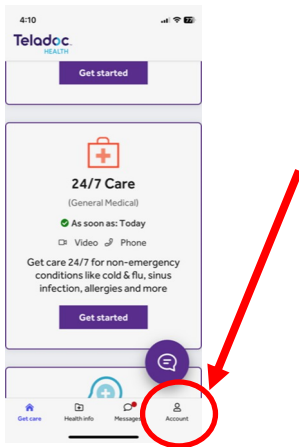
4.

Select "Account Settings"



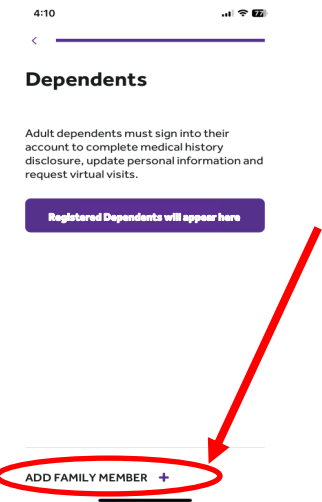
2.

On the main screen, select "Account"



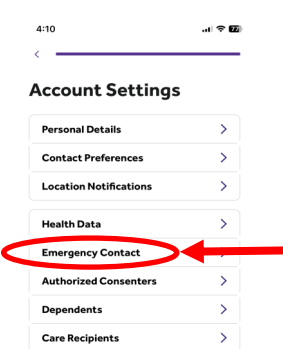
5.

Select "Add a family member"  
The following screens will prompt you through the process of medical history and registration of your dependents. Repeat these steps for each dependent



3.

Select "Dependents"



Have questions?  
Teladoc is available 24/7

1(800)835-2362